

Wide screen, small body 7 inch width in space of a 5.7 inch!



- 7 inch Wide
- TFT 65,536 colors
- White LED
- 50 chars. x 15 lines (32-dot font)
- 800 x 480 dots
- mini USB
- SD HC
- Portrait
- IP65
- 24V DC



7 inch type can be placed in the space of a 5.7 inch type.

Since 7 inch type can fit in a 5.7 inch type space, the screen shows more and the product looks greater.

■ Body dimensions comparison



Conventional model 5.7 inch

GT32T-R
Body dimensions:
W163.2 x H128.8 mm
W6.425 x H5.071 in

NEW 7 inch GT707

Body dimensions:
W186.0 x H122.0 mm
W7.323 x H4.803 in

■ Usable screen comparison



Conventional model 5.7 inch

GT32T-R
Screen dimensions:
W115.2 x H86.4 mm
W4.535 x H3.402 in

NEW 7 inch GT707

Screen dimensions:
W153.8 x H85.6 mm
W6.055 x H3.370 in

Resolution: 800 x 480 dots **5 times over previous**
Display color: 65,536 colors **16 times over previous**

7 inch, 65,536 colors TFT color LCD equipped with long life LED backlight

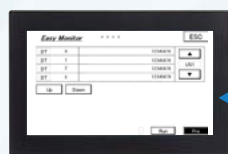
Easy-to-view screen thanks to use of a TFT LCD with contrast ratio of 500 : 1.

Slim frame and body

Designed for easy installation with slim frame and body compared to LCD

Device monitor shows PLC status without a PC

You can directly check PLC devices from the Programmable Display without having to use a PC (FPWIN GR / FPWIN GR7). The device monitor is easily viewed from the system menu, which eliminates the bother of screen creation (except FP7).



Device information



Built-in SD / SDHC memory card slot

Easy to copy, back up, and restore screen data. Data logging possible.

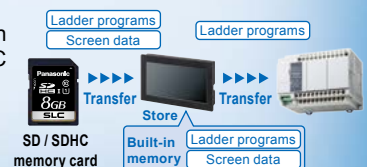
Integrated USB Interface

You can connect your PC and **GT707** using your USB cable to transfer screen data.

When used with our **FP** series PLC, this display supports the pass through function, which allows simultaneous debugging of the PLC and the display.

Transfer programs from Programmable Display to PLC

Transfer of PLC ladder programs and Programmable Display screen data is possible from a SD / SDHC memory card without using a PC. Also, PLC ladder programs can be backed up inside the Programmable Display and restored at any time (except FP7).



File manager window
Map format makes it easy to grasp the main and edit-in-progress screens. Switching to list or thumbnail format is possible. Display of all function trees such as configuration settings and logging can be switched using tabs.

Toolbar
Commonly used functions can be executed with the single click of an icon.


Part library window
Select library easily from dropdown menu. Verify ON / OFF status in the library window before pasting.

Search results and text string list window
Edit the screen while viewing device search results and text string list.

Screen edit window
Use drag and drop to create screen.

Part edit screen
Switch designs are also changed instantly. Just a single click can also change between switches and lamps. (GT707 only)

SPECIFICATIONS

Product name	GT707	
Item Part No.	AIG707WCL1G2	
Color of front panel	Black	
Communication port	RS232C	
Appearance		
Power supply	24 V DC	
Operating voltage range	21.6 to 26.4 V DC	
Power consumption	6 W or less (250 mA or less)	
Ambient temperature	0 to +50 °C +32 to +122 °F	
Ambient humidity	20 to 85 % RH (at +25 °C +77 °F), No condensation	
Protective construction	IP65 (in the initial stages), Dust-proof and drip-proof from the front of the panel only (Rubber packing is attached to the panel contact surface.) (Note 1)	
Net weight	360 g approx.	
Display	Display device	7 inch, TFT color LCD
	Resolution	800 (W) × 480 (H) dots
	Display color	65,536 colors
	Displayable area	153.5 (W) × 85.6 (H) mm 6.043 (W) × 3.370 (H) in
	Backlight	White LED
Number of screens	230 screens approx. (Note 2)	
SD memory card slot	Available	
Tool port	USB miniB	

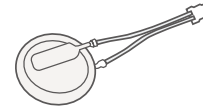
Notes: 1) This protective structure condition applies to the front surface of the installed panel. This condition does not guarantee usage in all environments provided by users.

2) The number of screens that can be registered varies according to the registered contents.

OPTIONS

Backup battery (for clock)

Part No.: **AFPABAT001**



PLC connection cable (for all FP excluding FP7)*



9-pin D-SUB - 5-pin mini DIN
(L type: 3 m **9.843 ft**)

Part No.: **AFC8503**



9-pin D-SUB - 5-pin mini DIN
(Straight type: 3 m **9.843 ft**)

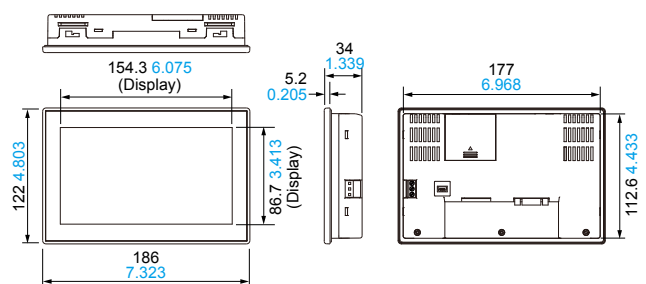
Part No.: **AFC8503S**

*For FP7, please use commercially available D-SUB 9-pin (female) connector cable with a connector free wire.

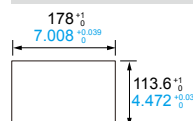
Panel face protection sheet

Part No.: **AIG7A07S01**

DIMENSIONS (Unit: mm in)



Panel cutout dimensions



Applicable panel thickness:
1.0 mm to 5.0 mm **0.039 in to 0.197 in**